

# The all-new PALISADE

Product guide





A flagship full-size SUV perfected with a luxurious design, practical features, and commanding presence

# The all-new PALISADE

With a bold profile shaped by a new design typology, refined luxury in both interior and exterior, and expanded dimensions for greater space, the all-new PALISADE offers a differentiated mobility experience. The various seating options broadens customer choices, while the next-generation hybrid system ensures exceptional power, remarkable fuel efficiency, and a seamless, stress-free drive.



# Contents

## Introduction

04 USP

## Exterior

07 Exterior Design Concept

09 Front Design

12 Side Design

14 Rear Design

16 Exterior Design by  
Trim

## Interior

19 Interior Design  
Concept

21 Driver's Compartment

24 Seats

31 Interior Design by  
Trim

33 Package

## Performance

36 Powertrain

38 Ride & Handling

39 Hybrid Features

40 Active Safety

41 Collision Safety

42 N.V.H.

43 Aerodynamics  
Performance

## Technology

45 Hyundai SmartSense

49 Convenience Features

52 Infotainment

## Appendix

57 Color Guide

59 Dimension



## DESIGN

The bold and commanding exterior presence and a refined and relaxing interior design



The exterior boasts a sturdy profile and refined surfaces, showcasing the grandeur of a flagship SUV. The interior blends luxury and practicality with premium furniture-inspired design.

## INTERIOR SPACE

A flagship family SUV with superior dimensions and space



Built on the expanded dimensions, the interior offers versatile seating features to maximize practicality and space.



## PERFORMANCE

A powertrain blending performance and efficiency for a premium, comfortable drive



The next-gen hybrid system and 2.5 turbo powertrain deliver balanced performance and efficiency, with enhanced chassis ensuring a smooth, quiet ride for all seats.

## NEW FEATURES

Cutting-edge technology and customer-focused convenience features befitting a flagship SUV



Features like Dash Cam and Digital Key 2 evoke a high-tech vibe. The hybrid model, in particular, offers a differentiated EV-like experience with Stay Mode.



## / Exterior

Building on PALISADE's unique design DNA, the exterior design features bolder proportions, a sturdy profile, and clean surface treatments to create a strong yet luxurious flagship SUV.

Exterior Design Concept	07
Front Design	09
Side Design	12
Rear Design	14
Exterior Design by Trim	16





A premium SUV typology defined by enhanced utility and a bold, grand presence.


## BOLD PREMIUM

for the Ultimate SUV Presence



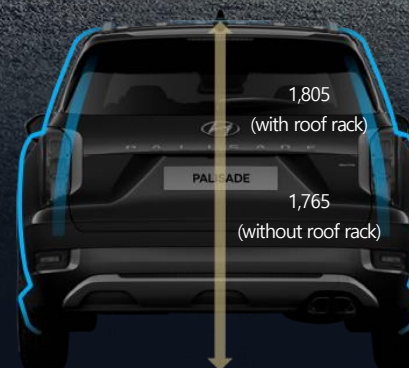
### Changes in exterior dimensions

The all-new PALISADE



Raised front nose, shortened front overhang, upright windshield, rearward cowl point, extended wheelbase, Lengthened rear overhang, and bigger tires with a higher center of gravity – all shaping the true presence of a premium SUV

\* Unit : mm



Upright tumblehome and side body design expand interior space and enhance premium SUV proportions




## Inheriting the PALISADE's design DNA emphasizing visual continuity across design elements



The Evolution of PALISADE's Design DNA



※ Previous PALISADE



- ① A seamless DLO graphics, improving openness in 2nd and 3rd rows
- ② A luxurious body image created with sturdy horizontal character lines and simple, sculptural volume design
- ③ Hidden headlamp graphics seamlessly connect silver moldings, rear lamps, and roof racks for a unified look





**Elevated hood and vertical DRLs create a bold, wide image that visualizes the commanding presence of a flagship SUV**







## Elevated hood and vertical DRLs create a bold, wide image that visualizes the commanding presence of a flagship SUV


### Front light lighting scenario

Headlamps / Positioning lamps / DRLs




Day







Night



Turn-signal lamps



Day




\* When the Multifunction Switch is in the Auto position.

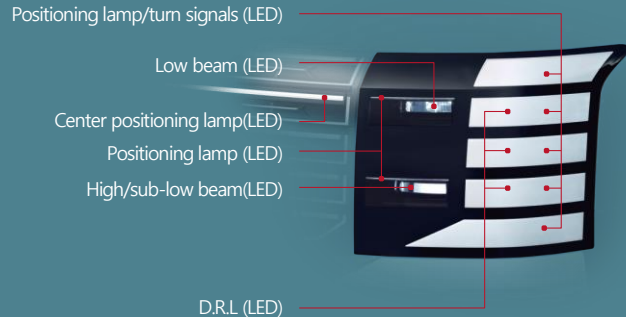
### LED hidden lighting with center positioning lamp

A hidden-type lamp with a silver-coated outer lens that looks like a grille when off but lights up when on, paired with a center positioning lamp atop the radiator grille for a high-tech look.

#### Hidden-type DRL / positioning lamp



#### Lamps and light configuration



\* Depending on the sales area, actual images may vary in design, color, and features

The all-new PALISADE Product guide / 10



**Elevated hood and vertical DRLs create a bold, wide image that visualizes the commanding presence of a flagship SUV**



## Radiator grille


Visually integrating the horizontal grille with vertical headlamps creates a bold and wide front image.

\*Center positioning lamp is not applied to the Australian market

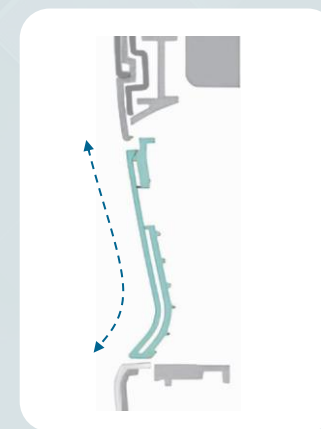
## Front bumper (integrated AAF)



External Active Air Flap (AAF)  
structure on the lower bumper



※ An internal AAF is applied inside the upper grille.



An active air flap with a seamless, integrated surface structure creates a unified design concept by connecting the radiator grille with the lower bumper skid plate.



**A raised, straight beltline and lower garnish extending from the front to the rear create a bold and majestic side profile.**







**A raised, straight beltline and lower garnish extending from the front to the rear create a bold and majestic side profile.**

### Wheel-arch character line



Straight, three-dimensional character lines above the front and rear wheel arches enhance the rugged SUV image.

### Flag-type outside mirror



A unique two-tone flag-type outside mirror design improve aerodynamics and forward/side visibility.

### D-pillar garnish



Semi-gloss chrome D-pillar garnish, integrated with the bridge-type roof rack, visualizes PALISADE's distinctive design DNA and rugged SUV image.

## Alloy wheels

Machine-finished alloy wheels enhance the dynamic exterior while delivering superior aerodynamic efficiency.



18-inch (Standard)



18-inch (Hybrid exclusive)



20-inch (Optional)



21-inch (Calligraphy exclusive option)



**Vertical rear lamps, designed for continuity with the headlamps, and a clean, wide rear bumper emphasize the image of a family SUV that bridges city and nature**



\* CLG Backup lamp and Fog lamp are not applied to the North American market






Vertical rear lamps, designed for continuity with the headlamps, and a clean, wide rear bumper emphasize the image of a family SUV that bridges city and nature

### LED rear lamps




Vertical rear lamps, aligned with the headlamp design, widen toward the bottom, highlighting the vehicle's broad stance.

### Lamps and light configuration




### Emblem



A emblem at the tailgate center highlights the bold presence of a flagship SUV.

### Rear bumper



Expanded body proportions enhance the wide stance, while the skid plate design encircling the rear and sides exudes premium SUV elegance.

\* CLG Backup lamp and Fog lamp are not applied to the North American market



## Standard



\* Hybrid-exclusive 18-inch wheels

## Optional



\* 20-inch wheels

## Calligraphy



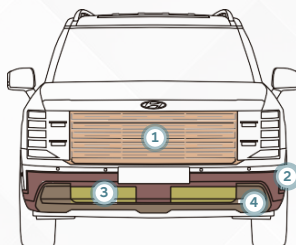
\* Calligraphy-exclusive 21-inch wheels



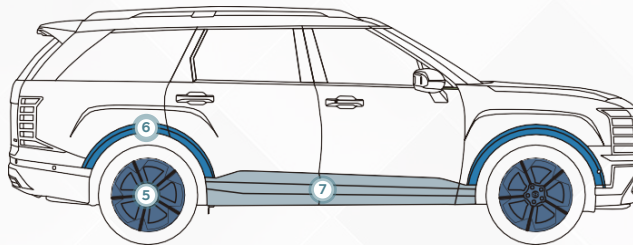


Standard  
/Optional


FRONT



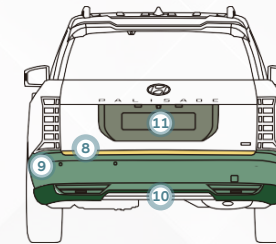

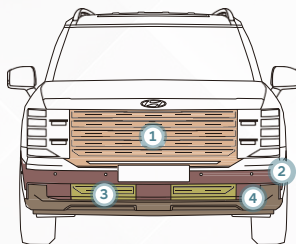
SIDE



REAR



Calligraphy



	1	2	3	4	5	6	7	8	9	10	11
	Radiator grille / grille piece	Bumper lower cover / molding	Active Air Flap	Skid plate	Wheels	Wheel-arch garnish	Door lower garnish	Rear bumper upper molding	Bumper lower cover / molding	Skid plate	Tailgate back panel molding
Standard	Hot stamping (silver)	Unpainted Injection molding / high-luster silver coating	Unpainted injection molding	Medium high- luster silver coating	18-inch	Unpainted injection molding	Unpainted injection molding / high-luster silver coating	Body color	Unpainted injection molding / high-luster silver coating	Medium high- luster silver coating	Black high-gloss coating
Optional	↑	Black high- gloss coating / high-luster silver coating	Black high-gloss coating	↑	20-inch	Black high-gloss coating	Black high- gloss coating / high-luster silver coating	↑	Black high- gloss coating / high-luster silver coating	↑	↑
Calligraphy	Hot stamping (silver) / high-luster silver coating	Black high-gloss coating / body color	Hot stamping (silver)	High-luster silver coating	Calligraphy- exclusive 21-inch wheels	Body color	Body color / high-luster silver coating	High-luster silver coating	Body color	High-luster silver coating	Body color



## / Interior

Inspired by premium furniture design, the interior uses soft materials and refined finishes, offering comfort and sophistication for you and your loved ones in a flagship SUV.

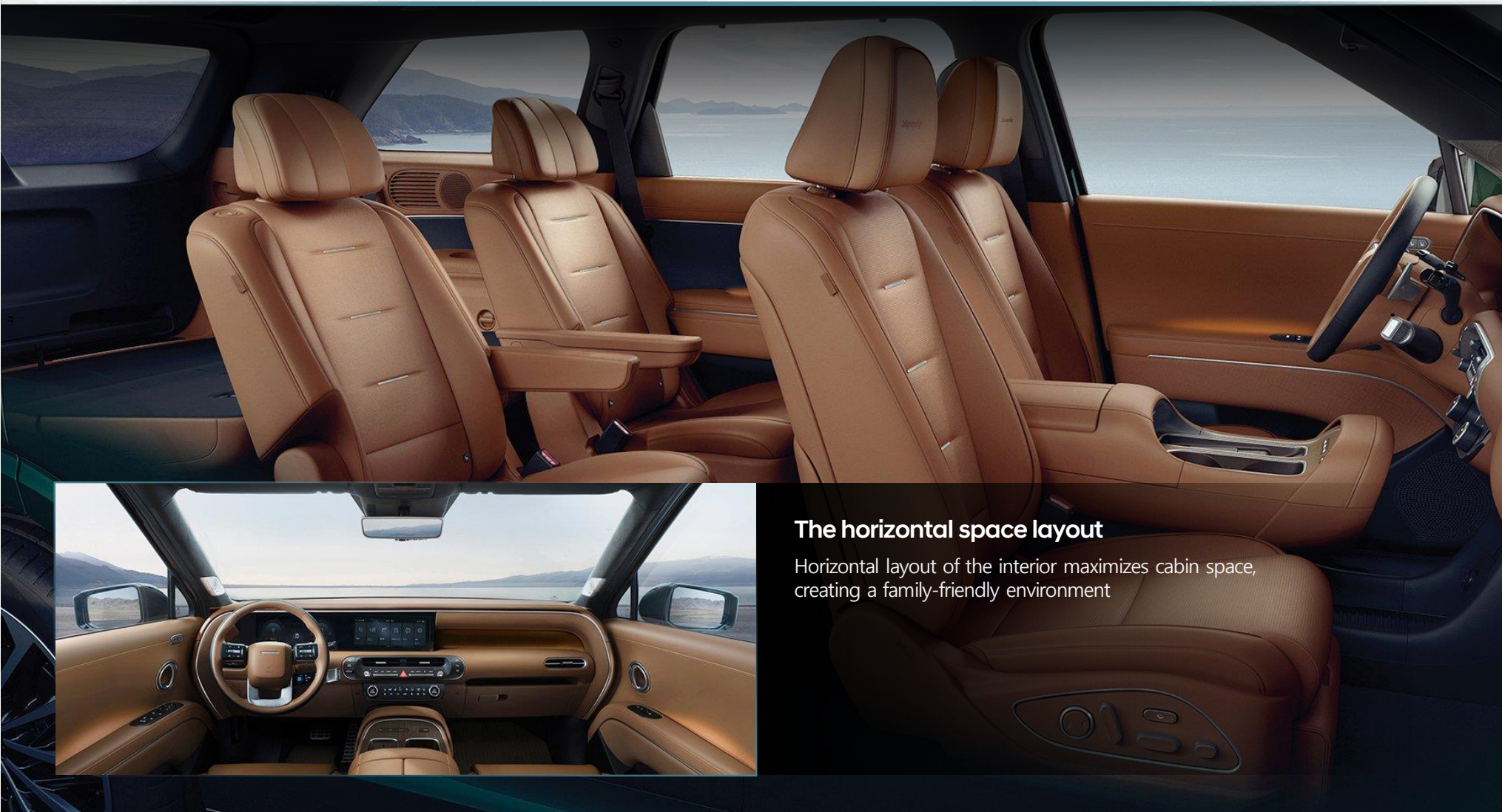
Interior Design Concept	19
Driver's Compartment	21
Seats	24
Interior Design by Trim	31
Package	33





## FURNISHED CARING LIVING SPACE

Experience the feeling of a premium living space, inspired by high-end furniture, with a sense of grandeur and exceptional comfort



### The horizontal space layout

Horizontal layout of the interior maximizes cabin space, creating a family-friendly environment





## FURNISHED CARING LIVING SPACE

Experience the feeling of a premium living space, inspired by high-end furniture, with a sense of grandeur and exceptional comfort



### Motivation from furniture design

Inspired by high-end furniture design, each interior element, including the dashboard, seats and console, uses supple materials and meticulous finishes to create an elegant and welcoming ambiance





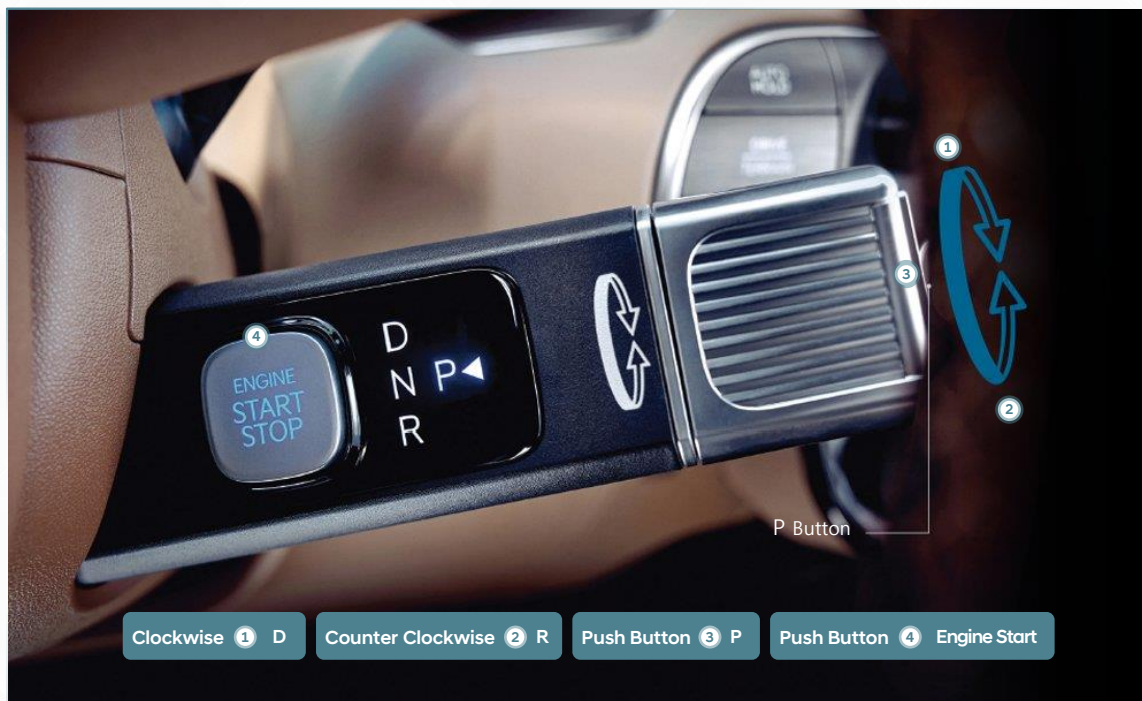
A spacious, horizontal layout, combined with the use of Soft-touch materials and meticulous attention to detail, creates an interior that feels both elegant and high-tech



### Design highlights of driver space

- 1 Experience a high-tech view with the panoramic curved display, designed for enhanced visibility
- 2 The center fascia features intuitive infotainment and HVAC controls that combine physical buttons and touch controls
- 3 Center console armrest provides relaxed and easy access to vehicle controls
- 4 The premium design is meticulously crafted and extends to the sides of the dashboard





## Column-Type Electronic Shifter

With the gear shift on the steering column, shifting is more intuitive, aligned with the direction of travel, and frees up valuable space in the center console

## 3-Spoke Steering Wheel



Solid and rugged 3-spoke steering wheel complements the sporty SUV vibe

## Panoramic Curved Display



Seamlessly integrating the 12.3" digital cluster and 12.3" infotainment system, the panoramic curved display enhances the interior's sense of spaciousness while providing the driver with improved visibility and a more intuitive user experience





### Touch-Type HVAC Controller

One-touch front and rear seat climate control switching for better convenience

### 12" Head-Up Display



Essential driving information is projected onto the windshield, keeping it within the driver's field of view

### Island-Type Center Console



With the gear shift now on the steering column, the resulting space has been optimized with enhanced storage and convenience features



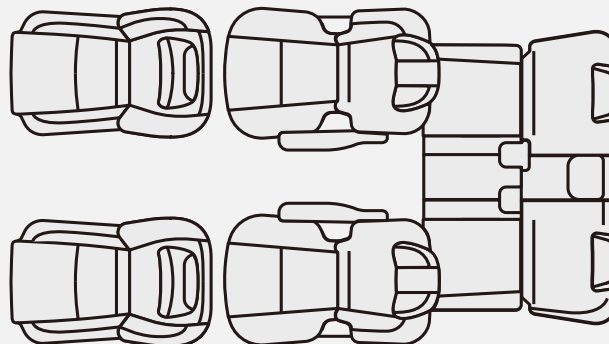
\* Use Relaxation Comfort feature only when the vehicle is stationary

\* Center seats in each row are not heated or ventilated

\*\* Not available in some countries

## 7-Passenger

2 + 2 + 3



1 <sup>st</sup> row	2 <sup>nd</sup> row	3 <sup>rd</sup> row
<b>Split Seat</b>	<b>Split Seat</b>	<b>Bench Seat</b>
<b>Standard</b> <ul style="list-style-type: none"> <li>- 8-way power seat</li> <li>- Heated / ventilated seat</li> <li>- Driver seat 2-way lumbar support</li> </ul>	<b>Standard</b> <ul style="list-style-type: none"> <li>- Split seat (manual) / (folding, sliding, reclining)</li> <li>- Seat heating</li> <li>- Tilt walk-in</li> </ul>	<b>Standard</b> <ul style="list-style-type: none"> <li>- 6:4 split seat (manual) / (fold &amp; dive, reclining)</li> <li>- Folding headrest**</li> </ul>
<b>Optional</b> <ul style="list-style-type: none"> <li>- Driver seat 4-way lumbar support</li> <li>- Passenger seat 2-way lumbar support</li> <li>- Posture Memory System (driver seat)</li> <li>- Relaxation Comfort Seat</li> <li>- Driver seat: When parked</li> <li>- Passenger seat: Can be used during travel*</li> <li>- Ergo Motion Driver Seat</li> <li>- Smart Posture Control System (driver seat)</li> </ul>	<b>Optional</b> <ul style="list-style-type: none"> <li>- Ventilated seat</li> <li>- Winged headrest</li> <li>- Power seat (folding, sliding, reclining)</li> <li>- Relaxation Comfort Seat (power seat only)</li> <li>- Dynamic Body Care (power seat only)</li> </ul>	<b>Optional</b> <ul style="list-style-type: none"> <li>- Heated seat</li> <li>- Power seat (fold &amp; dive, sliding, reclining)</li> <li>- Folding headrest</li> </ul>



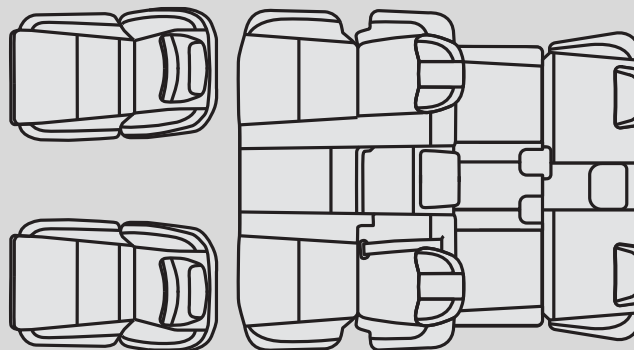
\* Use Relaxation Comfort feature only when the vehicle is stationary

\* Center seats in each row are not heated or ventilated

\*\* Not available in some countries

## 8-Passenger

2 + 3 + 3



### 1<sup>st</sup> row

### 2<sup>nd</sup> row

### 3<sup>rd</sup> row

#### Split Seat

##### Standard

- 8-way power seat
- Heated / ventilated seat
- Driver seat 2-way lumbar support

##### Optional

- Driver seat 4-way lumbar support
- Passenger seat 2-way lumbar support
- Posture Memory System (driver seat)
- Relaxation Comfort Seat
- Driver seat: When parked
- Passenger seat: Can be used during travel\*
- Ergo Motion Driver Seat
- Smart Posture Control System (driver seat)

#### Bench Seat

##### Standard

- Bench seat (manual) / (folding, sliding, reclining)
- Seat heating
- Tilt walk-in (RH seat)

##### Optional

- Ventilated seat
- Winged headrest

#### Bench Seat

##### Standard

- 6:4 split seat (manual) / (fold & dive, reclining)
- Folding headrest\*\*

##### Optional

- Heated seat
- Power seat (fold & dive, sliding, reclining)
- Folding headrest



## Offering seat features befitting flagship full-size family SUVs

7-passenger

Default

Click on image

- ① Relaxation Comfort Seats (1st and 2nd row)
- ② 2nd Row Split Power Seat with Tilt Walk-in and Relaxation Comfort
- ③ 3rd Row Power Seat with Fold & Dive, Sliding, and Reclining

\* Leg rests are available only in the front seats





## Offering seat features befitting flagship full-size family SUVs

8-passenger

Default

Click on image

3rd Row Power Seat with Fold & Dive, Sliding, and Reclining

\* Leg rests are available only in the front seats  
\* Power assisted 6:4 split folding seats are optional feature



## Key Features



### Ergo Motion Driver Seat

The system uses air pockets for optimal fit and body stretch, while dynamically adjusting lateral support based on driving conditions



### Front Relaxation Comfort Seats

Optimized weight distribution creates a true zero-gravity experience for deep relaxation when the vehicle is stationary

\* Leg rest available



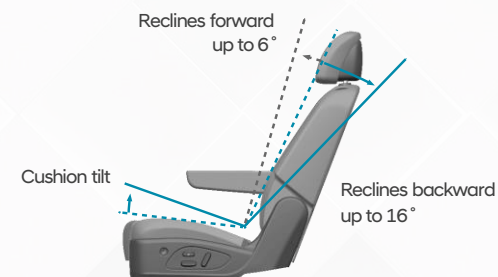


## Key Features

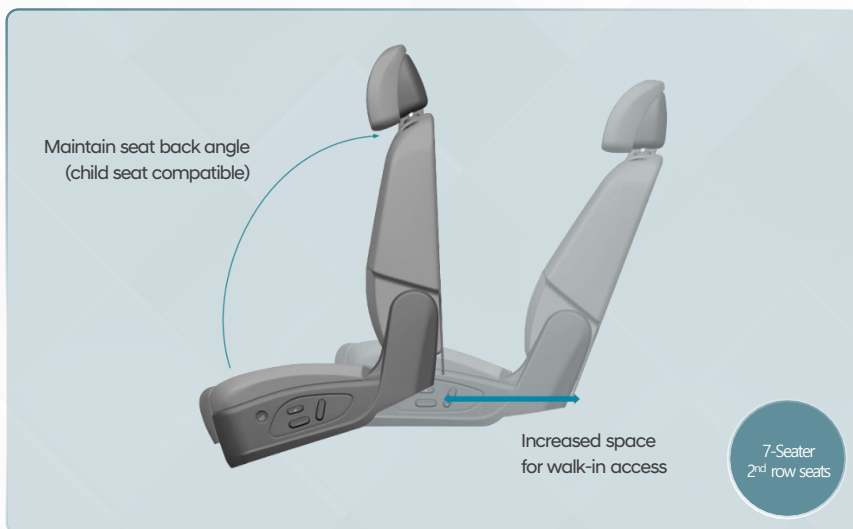


### 2nd Row Relaxation Comfort Seats

2nd row split seats offer the Relaxation feature, providing passengers with exceptional comfort whether traveling or stationary



- \* No leg rest
- \* Relaxation Comfort feature adjusts the seats to an optimal position
- \* Tilt and recline angles may be limited depending on the seat's position



### 2nd Row One-touch Tilt Walk-in

Walk-in tilt buttons are located on both the top and bottom of the second row seats for easy access to the third row



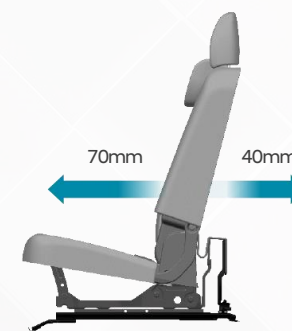
One-touch Walk-in Switch

## Key Features



### 3rd Row Power Seats

The addition of heating, and power seat features including fold & dive, sliding, and reclining to the third row, enhances comfort for rear passengers



- \* Seats slide 110 mm to forward and back
- \* Maintains ample luggage space even with third row passengers



### Luggage Side Seat Control Switch

2nd/3rd row seat control switches located on left side of luggage area trim

- 1 Folding/unfolding all 2nd/3rd row seats
- 2 2nd row seat optimized mode (2nd row seating/3rd row folding)
- 3 Seat selector (2nd/3rd row)
- 4 Left seat sliding control (2nd/3rd row)
- 5 Right seat sliding control (2nd/3rd row)
- 6 Left seat folding/unfolding (2nd/3rd row)
- 7 Right seat folding/unfolding (2nd/3rd row)



## Standard / Optional

Standard



Black Pure tone(NNB)

Optional



Black Pure tone(NNB)

Optional



Medium Gray / Light Gray(PNY)


Optional



Dark Navy / Light Gray (WDN)

## Calligraphy

Brown Pure tone(ISB)



Dark Navy / Light Gray(3WN)



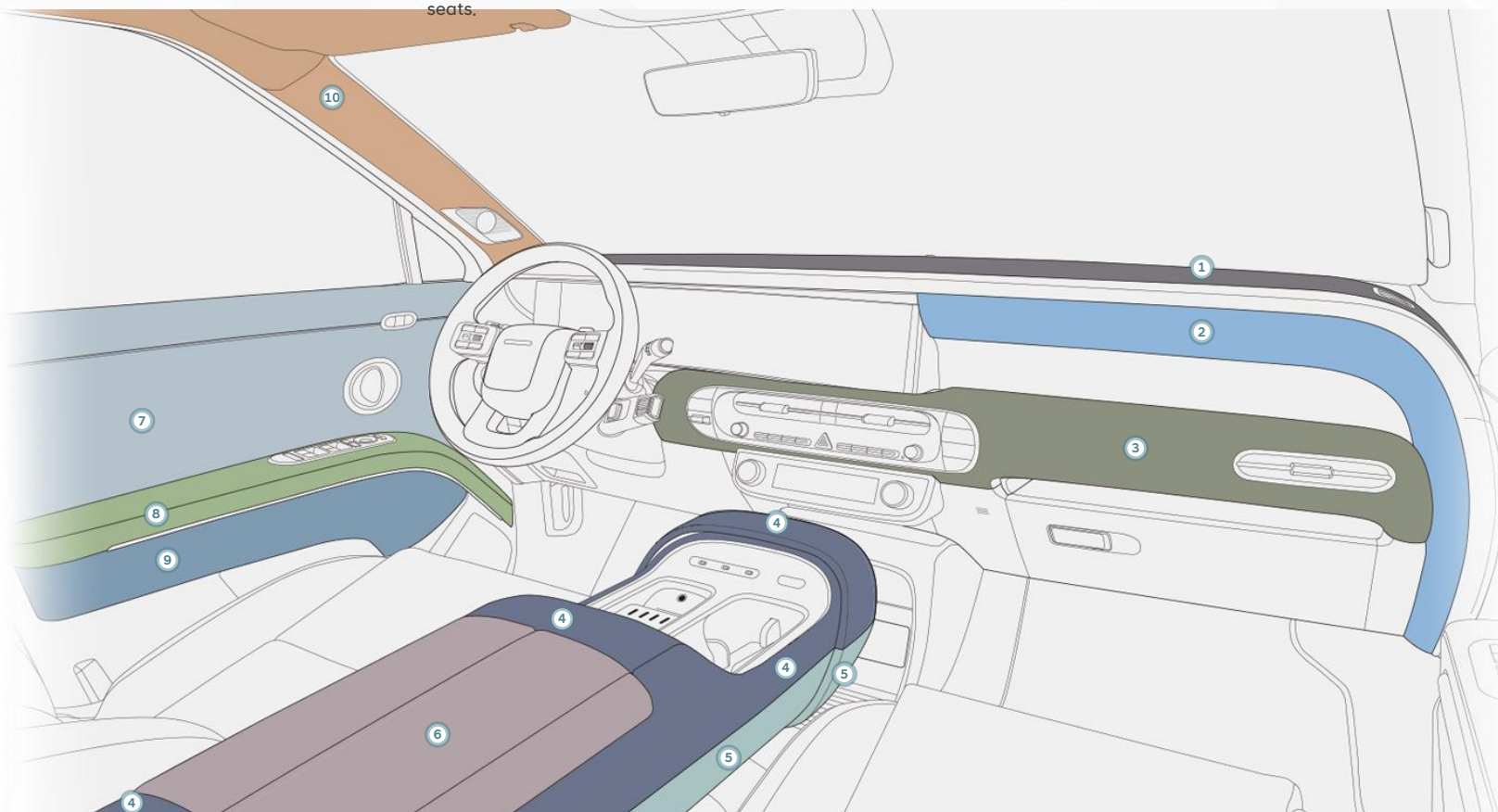
Dark Charcoal Onetone / Brown Stitch(ISC)



Black Pure tone(3NB)



\* Melange knit is applied when selecting natural leather seats, and suede pillar/headlining/sun visor is applied when selecting Nappa leather seats.




Scope of changes by trim	1	2	3	4	5	6	7	8	9	10
Standard	TPO IMG + In-mold Stitch	Painted	TPO IMG	Painted	Unpainted	PVC Wrap	TPO IMG + In-mold Stitch	PVC Wrap + Real Stitch	Painted	Knit*
Optional	↑	↑	↑	PVC Wrap + Real Stitch	Painted	PVC Wrap + Real Stitch	↑	↑	↑	Melange Knit*
Calligraphy	PU IMG + Real Stitch	Patterned PVC Wrap	PU Wrap	PU Wrap + Real Stitch	↑	PU Wrap + Real Stitch	PU IMG + Real Stitch	PU Wrap + Real Stitch	Patterned PVC Wrap	Suede

\* Depending on the sales area, actual images may vary in design, color, and features





## Extended wheelbase and overall length were designed to provide the generous passenger and cargo space for a flagship SUV



✓ Extended wheelbase and overall length provide generous passenger and cargo space

- Best-in-class 2nd/3rd row leg room
- Increased cargo space behind 3rd row seats :  
**317 ℓ (+6) → 348 ℓ (+37)**

✓ The all-new PALISADE offers more headroom than its predecessor due to its increased height

- Headroom (1st/2nd/3rd row) :  
**1,019 (+22) / 1,005 (+20) / 948 (+4)**

## Exterior/Interior Dimension Comparison


\* Calligraphy \* Unit : mm

Category			GV80	PALISADE	The all-new PALISADE
Exterior Dimension	① Overall Length		4,940	4,995	5,060 (*5,065)
	② Overall Width		1,975	1,975	1,980
	③ Overall Height	Roof	1,715	1,750	1,765
		Roof Rack	-	1,750	1,805
	④ Wheelbase		2,955	2,900	2,970
	Overhang	⑤ Front	880	965	925
		⑥ Rear	1,105	1,130	1,165
Interior Dimension	Seater		5 / 6 / 7	7 / 8	7 / 9
	Headroom (Sunroof) (3rd row:Effective)	1st row	982	997	1,019
		2nd row	975	985	1,005
		3rd row	870	944	948
		Legroom	1st row	1,056	1,052
	2nd row		984	1,077	ICE 1,092 / HEV 1,052
	3rd row		770	798	815

## Luggage Compartment Utilization

### Cargo space comparison

- Cargo space behind 2nd/3rd row seats (ℓ)



\* With 3rd row seats in full slide position

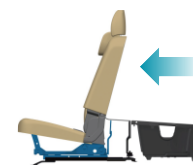
Category	PALISADE	The all-new PALISADE
SAE	1,297 / 509	1,310 / 540 (*615)
VDA	704 / 311	729 / 317 (*348)

\* SAE : Society of Automotive Engineers  
VDA : Verband Der Automobilindustrie

### Sliding feature for 3rd row seats

- The sliding feature of 3rd-row seats offers additional passenger or cargo space.

✓ Cargo space behind 3rd row seats increased by 31 ℓ



Front Sliding: 70 mm

✓ 3rd row seat leg room increased by 38 mm



Rear Sliding: 40 mm

## 3rd Row Comfort / Accessibility / Visibility

### 3rd row comfort

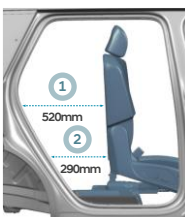
With an extended wheelbase and increased overall length and height, 3rd row passengers enjoy best-in-class space



\* Effective Head Room

(Unit: mm)

3rd Row Space	PALISADE	The all-new PALISADE
*Head Room	944	948
Leg Room	798	815
Shoulder Room	1,402	1,412



### 3rd row accessibility

The 2nd row seats feature a tilting walk-in feature for convenient access to the 3rd row


- Options: 5:5 split seats and 6:4 split seats(RH)
- 3rd row walk-in space is improved by 92 mm on the single-seat side (compared to PALISADE ; manual seat option)
- 3rd row seats are accessible with a child seat in place

Dimensions	PALISADE		The all-new PALISADE	
	LH	RH	6:4 split fold seats (RH) 5:5 split fold seats (Manual)	5:5 split fold seats (Automatic)
① Walk-in access (waist/hip)	501	541	520 (-21)	468
② Walk-in access (legs)	179	198	290 (+92)	224
Sliding	275	315	250	

(Unit: mm)

### 3rd row visibility

3rd-row passengers enjoy more cabin openness thanks to larger quarter glass



Unit: mm







## / Performance

Available with our first next-generation hybrid and 2.5L turbocharged powertrains, the all-new PALISADE offers enhanced performance and improved fuel efficiency, a refined suspension for superior comfort, and carefully tuned N.V.H. that delivers a level of quietness and refinement from any seat in the cabin.

Powertrain	36
Ride & Handling	38
Hybrid Features	39
Active Safety	40
Collision Safety	41
N.V.H.	42
Aerodynamics Performance	43



# The next-generation hybrid powertrain lineup provides the ideal balance of power and efficiency for full-sized SUVs

## Our first

### 2.5 Turbo Hybrid with 6-speed A/T

Next-generation hybrid powertrain delivers an ideal balance of performance and fuel efficiency



Max Power (ps)

**\*334**

Max Torque (kgf-m)

**\*46.9**

\*Total system power output

Max Range (km)


**1,015**

2.5T



2.5L Turbo Hybrid with Flywheel Energy Storage

6A/T



6-Speed Automatic Transmission

### G6DIII 3.5 GDI with 8-speed A/T (For the US market only)

Max Power(ps)


**291**

Max Torque(kgf-m)

**36.0**



G6DIII 3.5 GDI Engine



8-Speed Automatic Transmission

### G4KIII 2.5 T-GDI with 8-speed A/T

Max Power(ps)

**281**

Max Torque(kgf-m)

**43.0**



G4KIII 2.5 T-GDI Engine



8-Speed Automatic Transmission

## Our first hybrid with superior performance and fuel efficiency

PALISADE	
3.8 Gasoline 8 A/T	295 ps 36.2 kgf-m
2.2 Diesel 8 A/T	202 ps 45.0 kgf-m



The all-new PALISADE	
2.5T Gasoline 8 A/T	281 ps 43.0 kgf-m
3.5 Gasoline 8 A/T	291ps 36.0 kgf-m
2.5T Hybrid 6 A/T	334 ps 46.9 kgf-m

In line with the global trend toward more efficient and sustainable vehicles, the all-new PALISADE now features a next-generation 2.5 Turbo Hybrid powertrain that delivers comparable performance to the previous 3.8L engine with superior fuel efficiency, reduced emissions, and a noticeably quieter cabin for flagship SUVs

## SALES TIP !

What are the advantages of the 2.5L Turbo Hybrid with 6-speed A/T?

In addition to impressive power and range, the next-generation hybrid system offers the efficiency and convenience of EV driving



## What is a next-generation hybrid system?

Hyundai's next-generation hybrid system significantly improves upon the traditional TMED\* system with its innovative dual-motor design.

One motor is dedicated to power generation, while the other drives the wheels, unlike the existing single-motor hybrid system. Combined with Enhanced regenerative braking and engine, the system extends all-electric driving range and maximizes fuel efficiency.

The next-generation hybrid system can handle most daily commutes on Electric power, indistinguishable from electric vehicles and also features Stay Mode and V2L, setting it apart in the market.

With improvements exceeding 10% in both performance and fuel efficiency, the next-generation hybrid system also makes the vehicle more environmentally responsible.

\* TMED: Transmission Mounted Electric Device



- 1 Engine
- 2 Hybrid Motor (P1 / P2)
- 3 Transmission

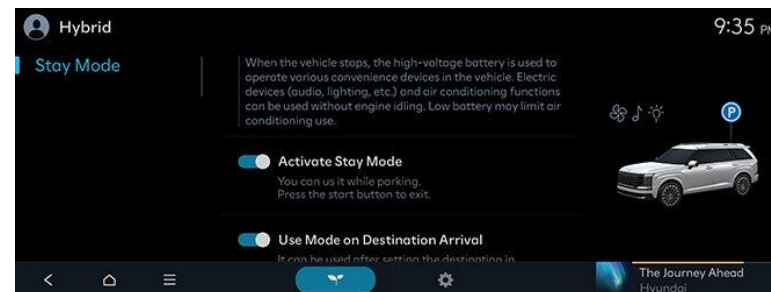
## Provides a unique EV-like experience (HEV exclusive features)



### Our first

#### Hybrid Stay Mode

Stay comfortable and connected even when stopped, thanks to the high-capacity battery that powers All electronics and climate control without engine idling



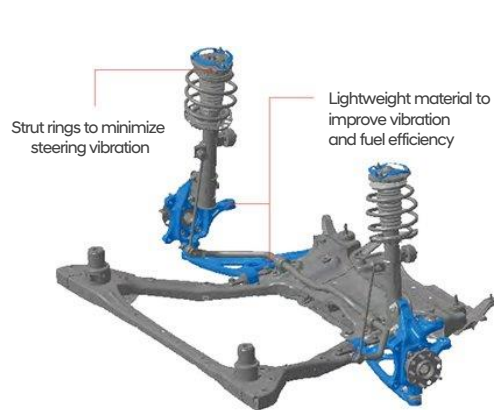
\* After setting your destination, schedule "Stay Mode at destination" in the Stay Mode screen  
 ► Reserves sufficient battery charge for the last 2 kilometers



## New front / rear suspensions, and steering systems, designed for the vehicle's expanded dimensions, are added to our SUV lineup for the first time

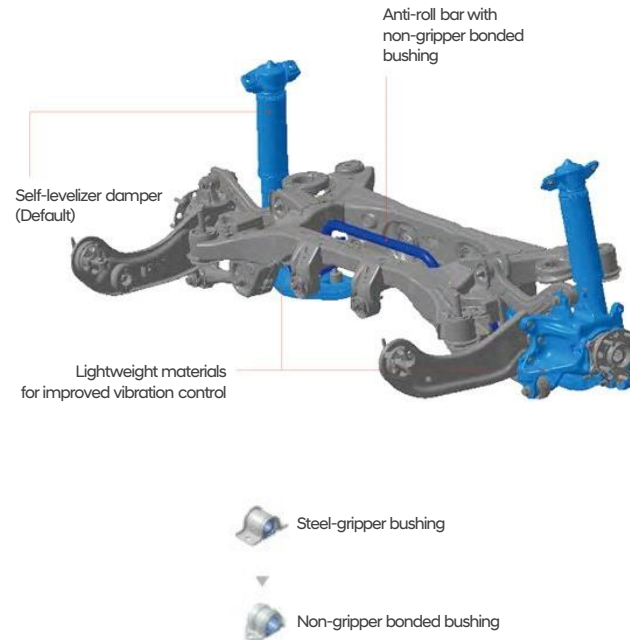
### Front Suspension (McPherson strut)

Reinforced with features such as application of strut ring and lightweight material, minimizes vibration for flagship family SUV which has larger vehicle weight and dimensions




### Rear Suspension (Multi-link)

Self-levelizer damper reduces the vehicle sagging when loading heavy cargo and non-gripper bonded bushing of anti-roll bar provides improved ride while driving



### Belt-Type R-MDPS

All models feature a belt-type R-MDPS by default for precise and responsive steering performance  
(\* Steering gear ratio for enhanced steering responsiveness : 56 mm/rev)

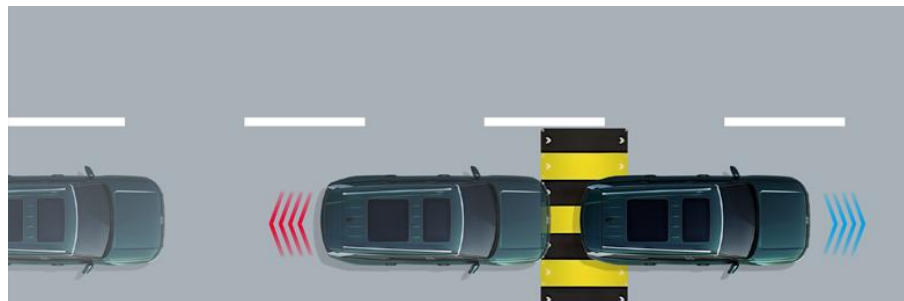






## The e-Motion Drive feature elevates driving performance and stability, providing a distinctive hybrid driving experience

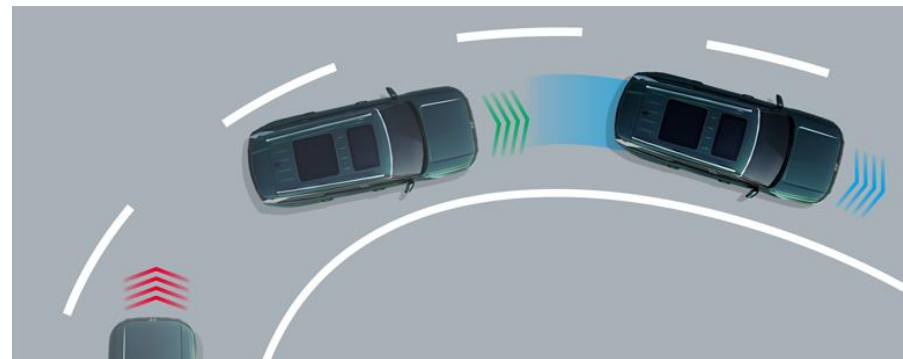
### e-Comfort Drive



e-Ride Gen 1

This technology generates electric motor counter-torques over speed bumps, and after going over the bump, the electric motor rotates smoothly in the forward direction to offset the secondary rebound impact to actively control the vehicle's pitch

\* Electrically controlled Ride Comfort Gen 1

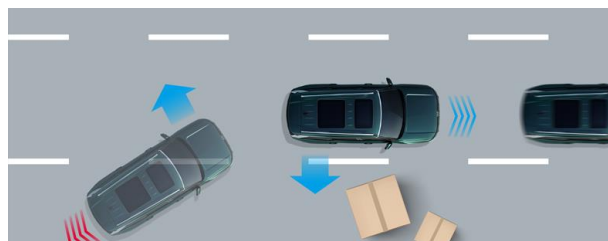


e-Ride Gen 2

By managing torque during sudden acceleration (when weight shifts backward) and sudden braking (when weight shifts forward), this technology ensures a smooth and comfortable ride

\* Electrically controlled Ride Comfort Gen 2

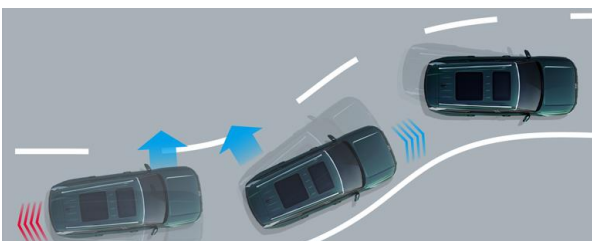
### e-Dynamic Drive



e-EHA

This technology uses the drive motor to actively control front/rear weight transfer, providing greater vehicle stability and improved response during evasive maneuvers

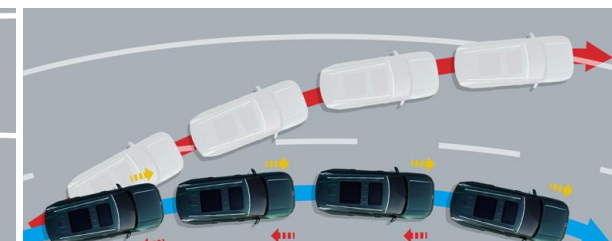
\* Electrical Evasive Handling Assist



e-Handling

By controlling motor torque during corner entry and exit, this technology enhances steering responsiveness during corner entry and enhances stability during corner exit

\* Electrically Assisted Handling Performance



e-DTVC

This technology enhances vehicle's handling performance and stability by implementing torque vectoring through coordinated control of the brake system and drive motor during cornering

\* Electric Dynamic Torque Vectoring Control



## Featuring an advanced braking system and a suite of auxiliary safety features, the all-new PALISADE provides unparalleled active safety

### Brake System Features

Offers shorter stopping distances than competing models

Improved braking confidence and smoother, more controlled stops

Parking brake: EPB by default

Integrated pad return springs reduce brake drag  
- Drag: 3.1 kgfcm (60 kgfcm ↓)



Front Brake



Caliper:  $\Phi 63.5$  mm  
Disc:  $\Phi 345 \times 30$  t  
(ventilated)

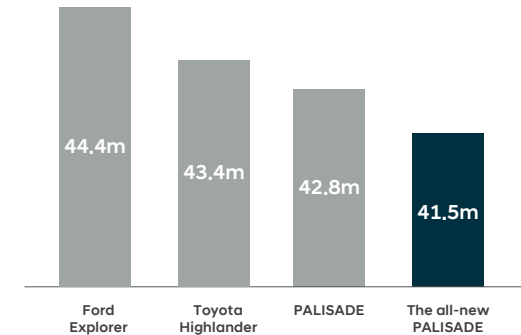
Rear Brake



Caliper:  $\Phi 43$  mm  
Disc:  $\Phi 325 \times 20$  t  
(ventilated)

Stopping Distance Comparison  
[ 100km/h → 0km/h ]

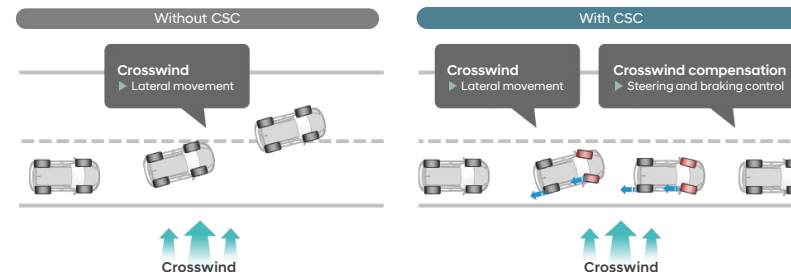
\* Shorter distances indicate better performance



### Crosswind Stability Control (CSC)



CSC is a technology that keeps the vehicle stable during high-speed driving by using differential braking and steering torque compensation to counteract the effects of strong crosswinds, providing a more stable driving experience







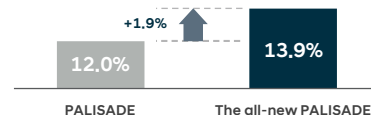
## With reinforced structure, new materials, and advanced architecture, the vehicle provides best-in-class protection in all types of collisions

### Enhanced Body Rigidity

#### Proportion of hot stamping in the body structure

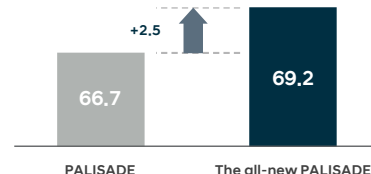


The body structure now incorporates a higher percentage of hot stamping parts



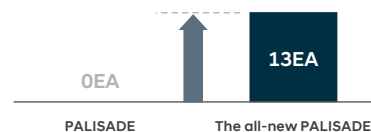
#### Average strength (kgf/cm²)

Improved BIW strength-to-weight ratio



#### 3rd generation steel plates

The new model incorporates 3rd generation steel plates with significantly improved formability



### Occupant Protection

#### SRS Airbags



Depending on the sales region, up to 10 airbags, including the driver's knee airbag and second-row seat side airbag, are applied to reduce injuries to passengers from all-around collisions.

#### 2nd/3rd seat belt pretensioner



Equipped with 2nd/3rd row seat belt pretensioners to reduce injuries in collisions

**2<sup>nd</sup> row** Pretensioner + load limiter (height adjustable)

**3<sup>rd</sup> row** Pretensioner + load limiter

#### Crash safety rating



Achieved top crash safety ratings in various regional evaluations, including a 1st grade in NCAP and an IIHS Top Safety Pick under the 2.0 criteria

\* Based on internal testing criteria

North America	NCAP	★★★★★
	IIHS	TSP+



# An improved soundproofing design especially the rear seats creates a tranquil cabin worthy of our flagship SUV

## N.V.H. Performance Comparison

(Unit: dBA; \* lower values indicate better performance)

Category (Unit: dBA)	Toyota Highlander (2.5 Hybrid / 3.5 Gasoline)	PALISADE (Diesel / 3.8 Gasoline)	The all-new PALISADE	
			2.5 Hybrid	2.5 T-GDI
Idle Noise	44 / 37	45 / 40	43	39
Acceleration Noise	52.5 / 52	53 / 52	52	52
Road Noise	63.2 (20")	63 (18"/19"/20")	62.5 (18"/20") / 63 (21")	
Wind Noise	N/A	63	62	



## Road Noise / Sound Transmission Reduction

Acoustic tire

Acoustic foam

21" only

Decoupler-type floor mat

PALISADE

Soundproof layer + partial acoustic insulation

The all-new PALISADE

Soundproof layer + overall acoustic insulation  
(increased acoustic coverage by 70%)

Rear quarter panel acoustic pad (First in its class)

LH

RH

## Wind Noise Reduction

Increased thickness of acoustic door glass

Category	PALISADE	The all-new PALISADE
Front	4t (tempered / acoustic)	5t (tempered/*acoustic)
Rear	3.5t / 4t (tempered / acoustic)	4t (tempered/*acoustic)

\* Optional except K6

Front door glass

Rear door glass

Side mirror base

PALISADE

Sealing applied to matching part

The all-new PALISADE

Sealing Applied to entire base

Door fixed acoustic glass

Our first

Acoustic glass





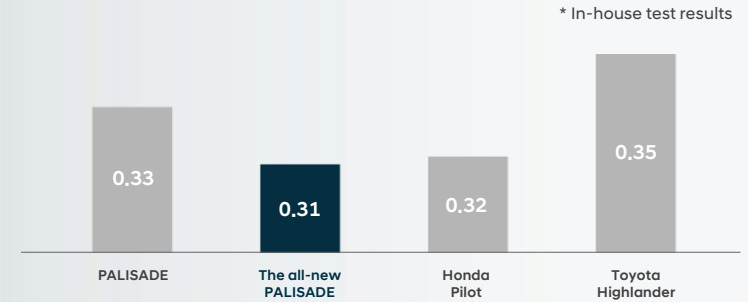
## Cutting-edge aerodynamic profile ensures both impressive stability and excellent fuel efficiency despite increased vehicle size

### Drag Reduction



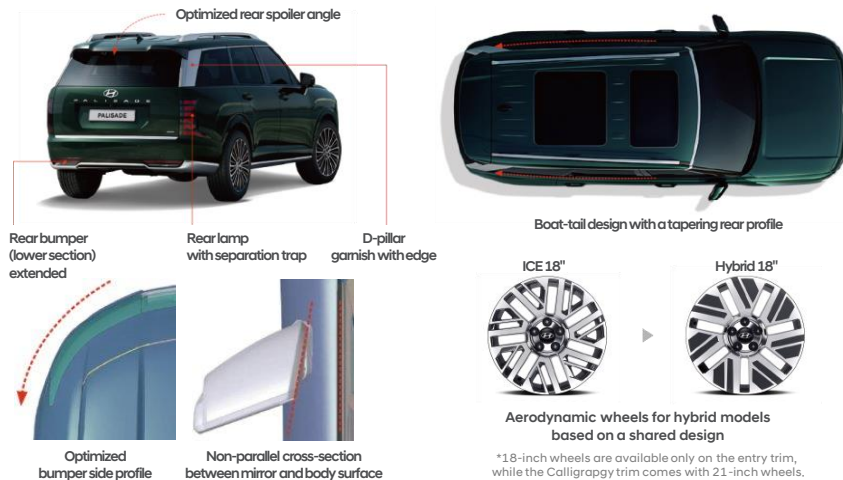
### Drag Coefficient Comparison

[Unit:  $C_d$ ] \* Lower values indicate better performance



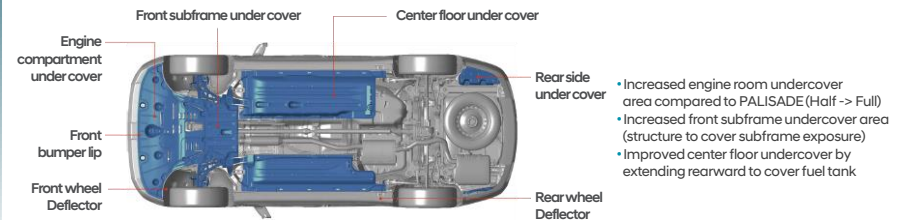
### Style Improvement

#### New aerodynamic styling for optimized wake and minimized vortex




### Underbody and Cooling Resistance Improvement

#### Expanded underbody coverage



#### Cooling resistance improvement





## / Technology

Indulge in a new level of comfort and convenience with the hybrid model. With trendy convenience features such as Dash Cam and Digital Key 2, along with the innovative Stay Mode, you can enjoy a truly exceptional and relaxing experience with the same versatility and convenience of an electric vehicle.

Hyundai SmartSense	45
Convenience Features	49
Infotainment	52





# Our latest ADAS technologies provide enhanced safety and a more convenient driving experience

Drive more safely with a suite of advanced safety features, including Smart Cruise Control, Lane Keeping Assist, Highway Driving Assist, and a driver monitoring system that improves ADAS accuracy and reliability

## List of Advanced Driver Assistant Systems on the all-new PALISADE


\* ADAS Features may not be available in certain countries, depending on the sales region.

### Hands on Detection (HoD)



The steering wheel is equipped with enhanced built-in sensors that detect human touch on the steering wheel with improved accuracy

### In Cabin Camera (ICC)



This camera module uses advanced image processing to monitor driver's facial recognition and analyze conditions such as drowsy and careless driving

Category		ADAS Features	
	Driving Safety	Forward Collision-Avoidance Assist (FCA)	<ul style="list-style-type: none"> <li>FCA 1.5: Vehicle/two-wheeler/pedestrian/cyclist detection, Junction Turning, Direct Oncoming</li> <li>FCA 2: Junction Crossing, Lane-Change Side, Evasive Steering Assist</li> </ul>
		Blind-Spot Collision-Avoidance Assist (BCA)	
		Lane Keeping Assist (LKA)	
		Safe Exit Assist (SEA)	
		Intelligent Speed Limit Assist (ISLA)	
		Driver Attention Warning (DAW)	
		Blind-spot View Monitor (BVM)	
		High Beam Assist (HBA)	
	Driving Convenience	Smart Cruise Control (SCC with S&G)	<ul style="list-style-type: none"> <li>Including Stop &amp; Go feature</li> </ul>
		Navigation-based Smart Cruise Control (NSCC)	<ul style="list-style-type: none"> <li>Curve (NSCC-C)</li> </ul>
		Emergency Stop (ES)	
		Lane Following Assist 2 (LFA 2)	
		Highway Driving Assist (HDA) / Highway Driving Assist 2 (HDA 2)	
	Parking Safety	Rear View Monitor (RVM)	
		Surround View Monitor (SVM)	
		Rear Cross-Traffic Collision-Avoidance Assist (RCCA)	
		Forward/Side/Reverse Parking Distance Warning (PDW-F/S/R)	<ul style="list-style-type: none"> <li>(PDW - Standard Features : PDW-F/R - Optional Features : PDW-S)</li> </ul>
		Reverse Parking Collision-Avoidance Assist (PCA-R)	
	Parking Convenience	Remote Smart Parking Assist (RSPA)	




# Our latest ADAS technologies provide enhanced safety and a more convenient driving experience

## Driving Safety ADAS

### Forward Collision-Avoidance Assist 2 (FCA 2)



FCA helps keep you and others safe by detecting potential collisions with vehicles, pedestrians, and cyclists ahead. If necessary, the system can automatically brake or provide steering assistance to help avoid an accident



#### Junction Turning

Warns if the left turn signal switch is activated at an intersection and the risk of collision with an oncoming vehicle from an adjacent lane is detected while turning left, and automatically assists with braking if the risk of collision increases after warning



#### Junction Crossing

Warns if the risk of collision with an oncoming vehicle from either the left/right side while going straight at an intersection is detected, and automatically assists with braking if the risk of collision increases after warning



#### Lane-Change Side

Warns if the risk of collision with a preceding vehicle in the next lane while changing lanes is detected, and automatically assists steering if the risk of collision increases after warning



#### Evasive Steering Assist

Warns if the risk of collision with a pedestrian, or a cyclist close to the front edge of the vehicle is detected, and automatically assists evasive steering when there is space to evade the collision within the driving lane

### Blind-Spot Collision-Avoidance Assist (BCA)



Warns if the turn signal switch is activated and the risk of collision with vehicles in the blind-spot while changing lanes is detected, and also assists braking if the risk of collision with vehicles in the blind-spot is detected while driving forward to exit parallel parking spot

### Blind-spot View Monitor(BVM)



Displays a live view of the blind spot on the instrument cluster when the turn signal switch is activated, enhancing safety during lane changes

### Intelligent Speed Limit Assist (ISLA)



A safety feature that warns if driving over the speed limit of the road using the information of the front view camera or navigation

### Safe Exit Assist (SEA)



Keeps electronic child lock of door locked and warns if the risk of collision with a vehicle in or approaching the blind-spot is detected when the car is stopped and the door is opened to allow rear passengers to get out





# Our latest ADAS technologies provide enhanced safety and a more convenient driving experience

## Driving Convenience ADAS

### Highway Driving Assist 2 (HDA 2)



HDA 2 helps maintain a set distance and speed from the vehicle ahead while driving on a highway/freeway and helps center the vehicle in the lane while driving


\* New HDA 2 system features lane positioning and turn signal switch-activated lane change assist



Turn signal switch initiates lane change



Response to low speed vehicle intrusion

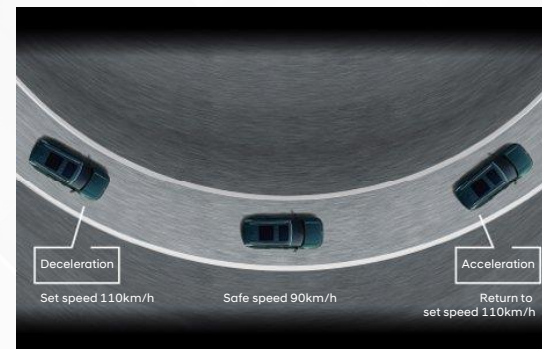


Overtakes and follows the lane if nearby vehicle in the adjacent lane approaches



### Lane Following Assist 2 (LFA 2)

Lane keeping assist now uses steering angle control instead of torque control for improved lane centering



### Navigation-based Smart Cruise Control (NSCC)

The system helps adjust vehicle speed to adhere to reduced speed, such as \*safe speed zone, curves on highways and freeways

\* Chinese market only

# Our latest ADAS technologies provide enhanced safety and a more convenient driving experience

## Parking Safety ADAS



### Forward/Side/Reverse Parking Distance Warning (PDW-F/S/R)

A safety feature that provides visual and audible warnings of nearby pedestrians and objects when the vehicle is stationary or moving at low speeds



**Surround View Monitor (SVM)**  
Displays the surrounding view around the vehicle for safe parking

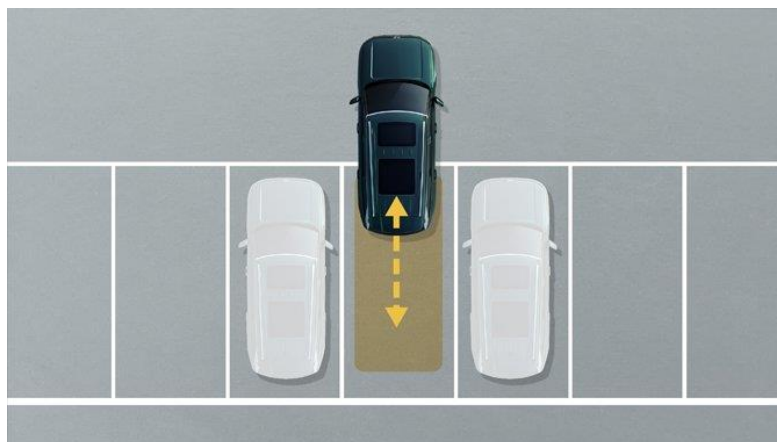


**Rear Cross-Traffic Collision-Avoidance Assist (RCCA)**  
Warns if the risk of collision with an oncoming vehicle from the left/right while reversing at low speeds is detected, and automatically assists with braking if the risk of collision increases



**Reverse Parking Collision-Avoidance Assist (PCA-R)**  
A safety feature that enhances reversing safety by providing alerts and braking assistance for nearby objects

## Parking Convenience ADAS



### Remote Smart Parking Assist (RSPA)

Intelligent parking convenience feature that assists with remote parking or exiting from outside the vehicle

\* Some features may not be available in specific regions.  
\* Available areas will be provided with sequential updates after launch.

\* Using sensors, the system automatically controls the vehicle for parking and exiting

### Our first



Remote Smart Parking Assist (Remote Operation) can be controlled using a UWB-enabled smartphone with Digital Key 2, without the smart key.





## A new level of convenience with these innovative features, considering from the customer's perspective



### Digital Key 2

NEW

Enjoy the convenience of door lock, unlock, and engine start with your smartphone or smartwatch, without the need for a smart key (functionality depends on NFC and UWB support of the smartphone)

- **NFC enabled smartphone (without UWB)**  
: Tap your smartphone to lock/unlock doors or start the engine
- **NFC & UWB enabled smartphone**  
: Lock/unlock doors or start the engine without touching smartphone
- **Additional Features**  
: Digital Key Sharing (up to 3 people)  
: Personalized Settings

\* UWB: Ultra Wide Band



### Dash Cam

The built-in Dash Cam records high-resolution footage from the front and rear cameras with wide angles of view while driving and parking. Users can set the camera to record only when motion is detected or always record while parked.

#### [Feature]

- Wide field of view(110°) and high-resolution front and rear cameras (2,980x1,440)
- Replay footages on infotainment system display with driving information and GPS position
- Driving Recording (Button input event, On while)
- Parking Surveillance (Motion detection mode: Up to 4 days / Normal mode: Up to 20 hours)
- Shock detection Record (G-sensor can automatically record the footage during an accident)
- Stamping driving data on footages (Time, Speed, Gear Position, Turn Signal, Shock detection level, GPS position)
- Time-Lapse Recording
- 64GByte microSD card (If user change the memory, Support Up to 512GByte use)
- Support OTA updates

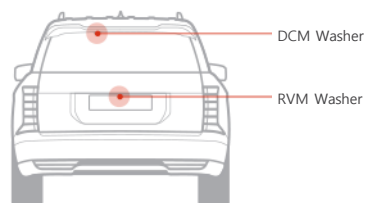


## A new level of convenience with these innovative features, considering from the customer's perspective



### Rear Camera Sensor Cleaning System

Ensure safe and clear rear visibility by simultaneously spraying washer fluid on the RVM/DCM camera when the rear wipers are running to clean the lens during rainy driving conditions when camera contamination from vortexes causes poor rear visibility



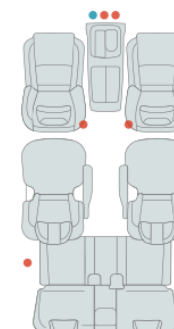
NEW



### 100W High-Power USB-C Charging Port

Six 100W high-powered USB-C ports provide greater convenience for charging and utilizing smartphones and portable IT devices

\* The cable supplied with the vehicle supports a maximum charging rate of 100W (compliant universal fast charging cables support 60W, while non-compliant cables are limited to a 27W safe mode charging rate)



- 100W fast charging port
- Charging and data port

Conveniently located USB-C ports provide easy charging for passengers in all rows

NEW





## A new level of convenience with these innovative features, considering from the customer's perspective

### Driver Monitoring System



This camera module analyzes driver's facial recognition and uses image processing to monitor conditions such as drowsy and careless driving.

### UV-C LED Sterilized Console



The UV-C LED technology built into the console armrest storage sanitizes customers' belongings by eliminating harmful bacteria, and keeping their items clean and safe.

### After-Blow



A feature that actively dries condensation produced by the air conditioning system to prevent odor buildup.

### Hyundai AI Assistant



Powered by Hyundai's generative AI, drivers can use voice commands to control various vehicle functions and access information while driving.

\* Only available in North American market

### BOSE Premium Sound System

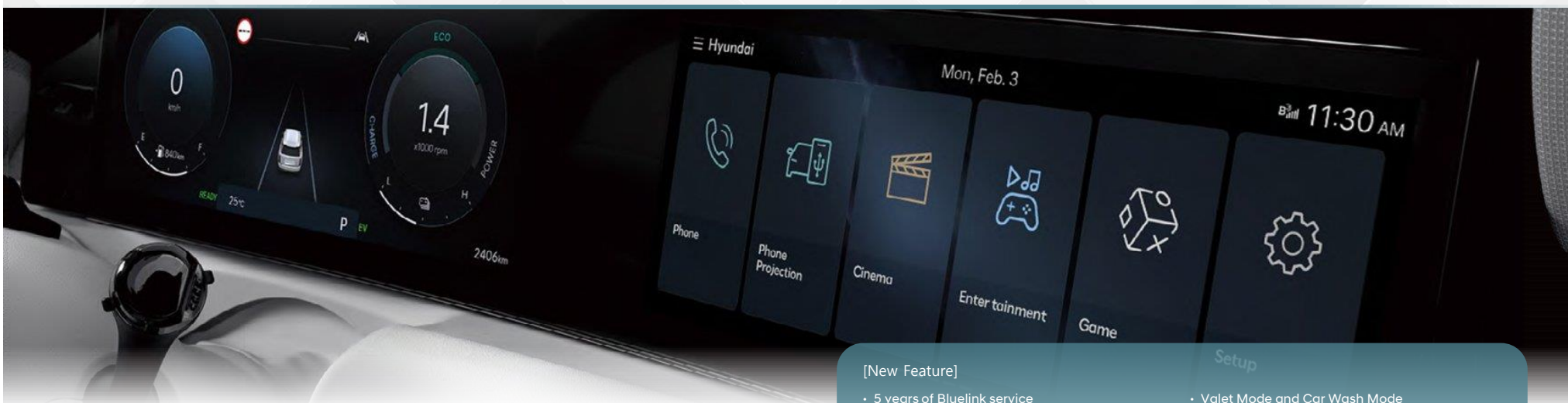


Experience exceptional audio quality with the BOSE Premium Sound System, delivering rich, true-to-life sound through 14 speakers and an external amplifier.

### Tow Mode Switch



Improve towing comfort with the Tow Mode Switch, which allows you to switch your vehicle's transmission and braking characteristics to a towing mode with the touch of a button.



## Infotainment System ccNC

\* ccNC : connected car Navigation Cockpit

A next-generation infotainment system that provides navigation-based connected car services and incorporates advanced technologies such as biometric and voice recognition, all presented through a new, intuitive user interface

### [New Feature]

- 5 years of Bluelink service
- Automatic FM radio tuning
- Bluetooth multi-connection
- OTA and personalized Settings
- Electronic payment and ID verification (with fingerprint authentication)
- Valet Mode and Car Wash Mode
- Bluelink streaming service
- Send, receive and read SMS
- Sounds of Nature
- Quick Control (for convenience setting)
- Natural language-based voice command system

## New Graphical User Interface (GUI)


Consistent GUI theme for navigation and instrument cluster

### Graphic



Enjoy a cleaner, more intuitive interface thanks to a minimalistic design approach and a simple, flat style

### Imagery



The imagery of GUI incorporates linear Elements consistent with the "Seamless Horizon" brand concept

### Layout




Grid layout provides a consistent user experience

### Color



A balanced combination of low-saturation colors and intense accent colors to optimize visibility in both daytime and nighttime conditions

### Animation



Animations are used to provide intuitive visual cues for information delivery





## Expanded Control over Vehicle Settings

### Linked with Dash Cam



View recorded videos with audio

### User Setting Menu(USM)



Users can intuitively adjust vehicle settings directly from the navigation screen

### Personalized Settings



Each driver's personal preferences and infotainment settings are stored and can be synced across multiple vehicles for a consistent experience

### Valet Mode



Protect your personal information with a password for valet parking or carwash services

### Fingerprint Authentication System



Drivers can quickly access payment features or start the vehicle using either a quick authentication method or fingerprint identification



## Key Features



### OTA Software Update

Expanding beyond connected services, OTA updates now deliver continuous improvements to hardware components, including seats, the sound system, built-in camera, and overall vehicle performance

#### OTA Updatable Features

42 features (up from 20 in previous models), including Built-in Cam 2 Plus, mood lighting, ECS, SBW, and battery management

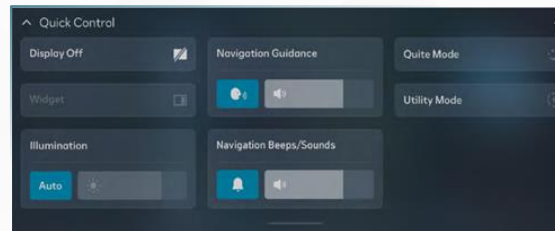
\* OTA : Over The Air

### Natural Language Voice Recognition



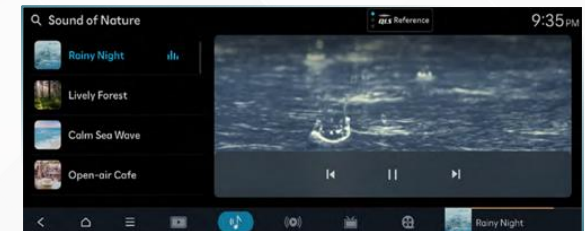
This new feature allows drivers to use natural voice commands to control infotainment and vehicle functions, providing a hands-free experience

### Quick Control



Swipe down from the top of the touchscreen to access the Quick Control menu for frequently used features

### Sounds of Nature



Experience peace of mind with immersive sounds of nature, from a vibrant forest teeming with life to the gentle lapping of waves





## Bluelink Store

### What is the Bluelink Store?

(Scheduled to open in April 2025)

- ✓ An online store to purchase digital features after vehicle delivery
- ✓ Access your MyHyundai account or by scanning a QR code from your car's infotainment system
- ✓ Offers flexible subscription options: monthly, and lifetime
- ✓ Available content varies by vehicle specifications (see product descriptions for details)

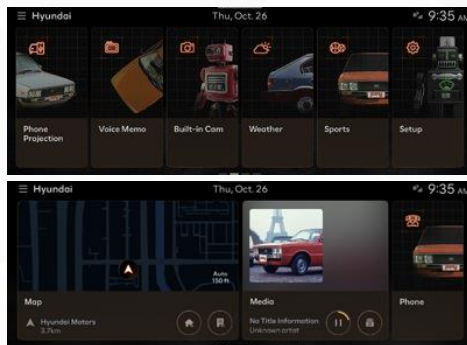


[Bluelink Store QR code]

\* To use purchased digital features from the Bluelink Store, start your vehicle and complete the installation

## PALISADE Digital Features

### IT Content




### Display Theme (Pony/Nature theme included)

Change design of the instrument cluster and infotainment system

\* Images may differ based on the vehicle model, available features, and user-configurable settings

## Vehicle Software

### Lighting Patterns



\* Three DWL lighting patterns in North America are available through FoD : SHINING, CEREMONY, and BEAT.



## / Appendix

From its carefully curated color palette to its luxurious materials and refined finishes, the PALISADE showcases a modern interpretation of classic craftsmanship worthy of a flagship SUV.

With a range of distinctive colors and various customization options available for each trim level, every driver is sure to find a configuration that suits their preferences.

Color Guide

| 57

Dimension

| 59





## Exterior Colors

Color								
	Abyss Black Pearl (A2B)	Creamy White Pearl (WC9)	Shimmering Silver Metallic (R2T)	Ecotronic Gray Pearl (PE2)	Cast-Iron Brown Pearl (CRP)	Galaxy Maroon Pearl (GMP)	Classy Blue Pearl (CBP)	Robust Emerald Pearl (R8N)
Standard/Optional	•	•	•	•	•	•	•	-
Calligraphy	•	•	•	•	•	•	•	•

## Exterior & Interior color combination chart

Category									
		A2B	WC9	R2T	PE2	CRP	GMP	CBP	R8N
Standard/Optional	Black Puretone (NNB)	•	•	•	•	•	•	•	-
	Medium Gray / Light Gray (PNY)	•	•	•	•	•	•	•	-
	Dark Navy / Light Gray (WDN)	•	•	•	•	-	-	•	-
Calligraphy	Black Puretone (3NB)	•	•	•	•	•	•	•	•
	Brown Puretone (SB)	•	•	•	•	•	•	•	•
	Dark Navy / Light Gray (3WN)	•	•	•	•	-	-	•	•
	Dark Charcoal Puretone / Brown Stitch (SC)	•	•	•	•	•	•	•	•



## Interior Colors

### Calligraphy



### Optional



### Standard









## Dimension

Category		PALISADE		The all-new PALISADE	
		Diesel 2.2	Gasoline 3.8	Smartstream Gasoline 2.5 Turbo	Smartstream Gasoline 2.5 Turbo HYBRID
Exterior Dimension (mm)	Overall Length	4,995		5,060(*5,065)	
	Overall Width	1,975		1,980	
	Overall Height	1,750		1,805(w/roof rack) / 1,765(w/o roof rack)	
	Wheelbase	2,900		2,970	
Engine	Displacement(cc)	2,199	3,778	2,497	
	Max. Power(PS/rpm)	202/3,800	295/6,000	281/5,800	262/5,800
	Combined Max Power(ps)	-	-	-	334
	Max. Torque(kgf-m/rpm)	45.0/1,750–2,750	36.2/5,200	43.0/1,700–4,000	36.0/1,800–4,500
Motor	Max. Power(kW)	-	-	-	54.0
	Max. Torque(Nm)	-	-	-	264
Transmission		8-speed Automatic	8-speed Automatic	8-speed Automatic	6-speed Automatic
Fuel Economy (km/ℓ)	Combined	12.4	9.3	9.7	TBD
	City	11.3	8.3	8.5	
	Highway	14.1	10.9	11.6	
Suspension Type	Front	McPherson strut		McPherson strut	
	Rear	Multi-Link		Multi-Link	
Max. Tire		245/60R18, 245/50R20		235/65R18, 255/50R20, 265/45R21	
Fuel Tank Capacity(ℓ)		71		72(**69)	

## Exterior Dimension(mm)



\* Calligraphy  
\*\* North American market HEV model

# **The all-new PALISADE**

## **PRODUCT GUIDE**